


ENTRON™

Controls for Resistance Welding

EN50

Basic Weld Timer & Components



Actual Size

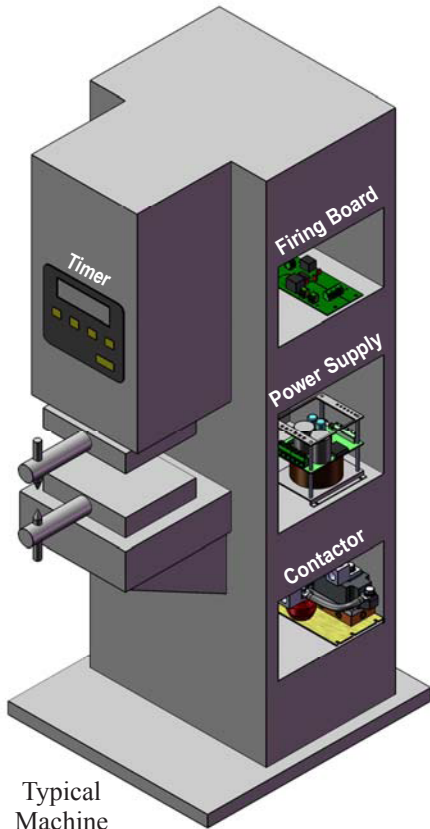
- *Timer for use with Remote Contactor*
- *Compact Unit Provides Basic Control and Programming Features*
- *Versatile*
- *Simple to Install and Use*
- *Available with 300 and 1200 Amp Contactors*
- *Provided in Kit Form*

Features

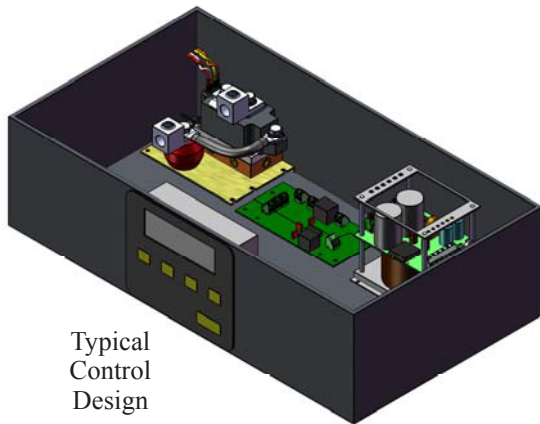
- Multiple Weld/Multiple Current
- Up to 8 user-defined schedules
- Internal or external schedule selection
- Retraction option with maintained or momentary inputs
- 4 inputs and 4 outputs
- Seam and Roll-Spot
- Squeeze Delay
- Pulsation
- Upslope
- 2 weld intervals for Preheat/Postheat
- Counter with optional lock-out for electrode maintenance
- 2 stage foot switch
- Interlock output
- Can be used for coated materials
- Half Cycle
- Repeat and Non-Repeat
- Valve Control Relay
- Easily programmed

Exclusive ENTRON two year warranty

COMPONENT ORDERING INFORMATION



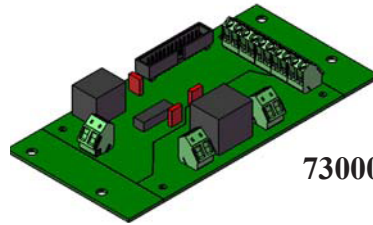
Typical Machine Design




Typical Control Design



Timer
730006-001



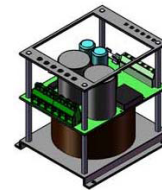
Firing Board
730006-002
730006-003 with 24-120VAC Valve Buffer



730006-009 with SYNC 480 Volt

730006-010 with SYNC 240 Volt


24 VDC Power Supply



730006-004 with SYNC Universal Voltage



EN(X)-300



EN(X)-1200

Contactors

730006-005 – 300A
730006-006 – 1200A



Accessory Kit

730006-007

Kit to assist system integrators with implementing EN50 Series designs. Includes precautionary labeling, fuses and hardware to mount the EN50 Timer, Firing Board, Power Supply and Contactors.



EN50 DEMO Control
730006-008

ENTRON™
Standard Resistance Welder Co

P.O. Box 268
Winston, GA 30187
770-949-2479
Fax 770-489-1826

RWMA
MEMBER

Distributed by: