

ENTRON™

WELDER INTERLOCK Reduces Power Requirements



- *Reduction of Peak Demand Costs*
- *Eliminate Simultaneous Welding of Multiple Machines*
- *Simple to Use*
- *New Design Reduces Cost*
- *Quality Tested to Performance Extremes*
- *Application Flexibility*
- *Designed to Reduce Scan/Cycle Time when used with EN1000 and EN1001 Series Controls*

Features

- Operating Voltage – 120, 240, 380, 480, 575
- Interlocks 2 to 8 controls in one cabinet.
- Field expandable; i.e., order as a 4 Welder Interlock, expand to 8 as needed.
- Can be cascaded to interlock any number of controls.
- Solid state and mechanical relays available in various combinations.

Capabilities

- Interlock welding machines so only one weld control can weld at a time.
- When used with ENTRON Controls, Squeeze and Hold can be removed from cycle time.
- Can also be used to sequence multiple controls on one machine in single or 3-phase cascade.
- Field or factory customizable for interface to most any weld control with pressure switch input and valve output.



Exclusive ENTRON two year warranty


Advantages

- *Reduction of Peak Demand Costs*
- *Design Simplicity*
- *Field Expandable*
- *NEMA Type 1 Cabinet*
- *Flexible Applications*
- *No Programming Required*
- *Solid State Relays Provide Long Life*

INPUT/OUTPUT RELAY OPTIONS

Welder Interlock uses valve output of weld control as request to weld (CRI). Welder Interlock uses pressure switch input of weld control as a grant to weld (CRO). Standard Interlock comes with **Option K** relays (mechanical contact CRO) installed unless a different option is specified. Choose relays from chart for other combinations as requirements dictate. See Instruction Manual 700200 for more details.


2-4 Welder Interlock Relay Rack Board



2-8 Welder Interlock Relay Rack Board

PRIORITY SELECTION

Allows one welder to have priority over all others. Uses a rotary switch to set priority.




OPTION	CRI			CRO		
	VALVE INPUT VOLTAGE	P/N	COLOR	PS OUTPUT VOLTAGE	P/N	COLOR
A	90-140 VAC	314028	Yellow	3-60 VDC	314025	Red
B	90-140 VAC	314028	Yellow	24-280 VAC	314024	Black
C	180-280 VAC	314027	Yellow	3-60 VDC	314025	Red
D	180-280 VAC	314027	Yellow	24-280 VAC	314024	Black
E	12-32 VAC / 4-32 VDC	314026	White	3-60 VDC	314025	Red
F	12-32 VAC / 4-32 VDC	314026	White	24-280 VAC	314024	Black
G	12-32 VAC / 4-32 VDC	314026	White	3-200 VDC	314032	Red
H	90-140 VAC	314028	Yellow	3-200 VDC	314032	Red
J	180-280 VAC	314027	Yellow	3-200 VDC	314032	Red
K	90-140 VAC	314028	Yellow	0-120 VDC, 0.5A*	314052	Red
L	180-280 VAC	314027	Yellow	0-120 VDC, 0.5A*	314052	Red
M	12-32 VAC / 4-32 VDC	314026	White	0-120 VDC, 0.5A*	314052	Red

* mechanical contact

USING WELDER INTERLOCKS IN 3-PHASE SYSTEMS

When more controls are to be interlocked in 3-phase systems, the system can be configured using three groups of welding controls. It is not necessary for three Welder Interlocks to be interconnected, although it is possible.



Distributed by:

ENTRON™

Standard Resistance Welder Co

P.O. Box 268
Winston, GA 30187
770-949-2479
Fax 770-489-1826

